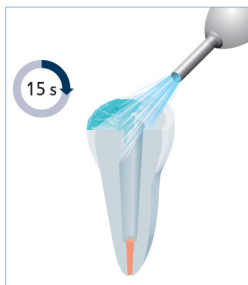
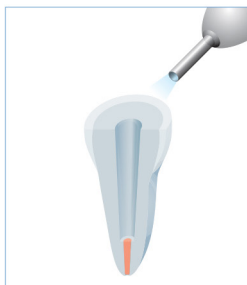


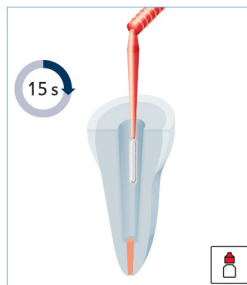
Etch enamel and dentine. Etch enamel for 20-60 s. Etch dentine for 15 s max.



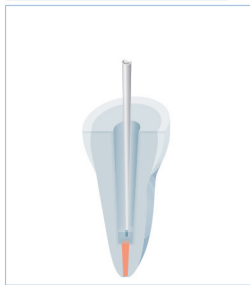
Rinse with water for at least 15 s. Remove excess water. Do not desiccate of tooth substance.



An even moisture layer must remain on the dentine surface after the etching process.



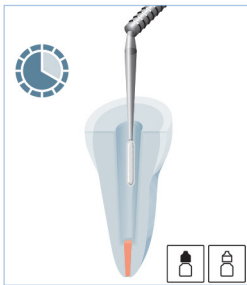
Work 1 to 2 drops of Pre-Bond with the red endobrush into the etched tooth substance for 15 s.



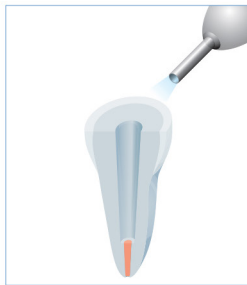
Remove excess material e.g. with a paper point. Air blow gently. The surface should now look evenly moist.



Mix 1 to 2 drops of Bond A and Bond B in a 1:1 ratio for approx. 5 s.



Work mixture with the black endobrush into the tooth substance for 20 s.



Remove excess material e.g. with a paper point. Air blow gently. The surface should now look evenly moist.

For the cementation of posts we recommend the use of dual curing LuxaCore Z-Dual. Apply luting cement according to the instructions for use. Due to the contact with the Pre-Bond the working time for the restorative can shorten.

